



Ultra Compact Speaker with Amp
TinyAMP TA-440
 Instruction Manual

Thank you for purchasing the TinyAMP TA-440.
 Please be sure to read this instruction manual before use to maximize the performance of the product and to operate it safely.
 Also, please keep it on hand for reference at any time.

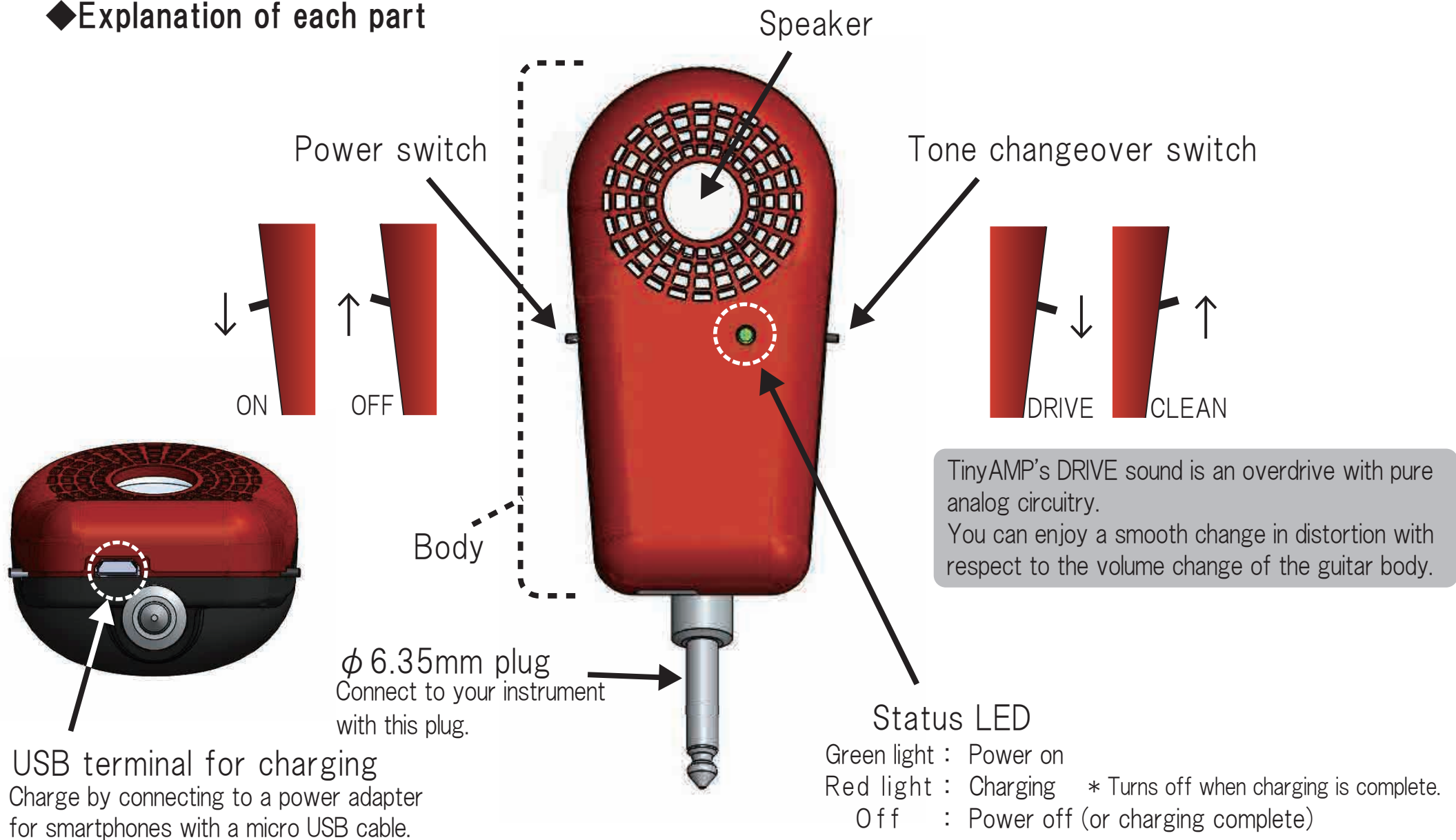
◆ Specifications

- Dimensions: H149 x W55 x D44 mm Weight: 100g
- Speaker output: 4W
- Tone changeover switch (DRIVE/CLEAN)
- Φ 6.35mm standard plug (monaural)
- USB rechargeable (USB microB terminal) * Charging time (empty to full): Approximately 1 hour and 30 minutes
- * Continuous operation time : Approximately 6 hours※1

◆ Included items

- TinyAMP
- USB Cable (microB)

◆ Explanation of each part



◆ Precautions for use

- Please plug the main unit into your instrument and then turn on the power switch.
 If you plug in your instrument with the power switch turned on, turned on, a loud noise may occur or the power may be turned off.
- A loud input may turn off the power.
 In that case, turn the switch off and then on again.
- If static electricity flies to the tip of the plug, it may cause a malfunction.
 Be sure to hold the main body when carrying it, and do not touch the plug.
- Do not drop, hit with something or give strong shock to the product.
 (If there are cracks or damage on the appearance, discontinue use.)
- Turn off the power switch while charging.
 Leaving the power switch on will accelerate the deterioration of the built-in battery.
- If the main body swells, stop using it immediately.



※Product design, specifications, appearance, and price may change without notice.
 We kindly ask for your understanding.

Manufacturer

HarmoTECH Co., LTD.

132-1 Jikken-cho, Chuo-ku, Hamamatsu, Shizuoka, Japan 430-0936

-Contact us -

Mail. info@harmotech.co.jp
 URL. www.harmotech.co.jp



※1. Based on continuous operation evaluation at eighth note tempo 180 (When using CLEAN mode) and metronome voice mode at maximum note by using ALESIS SAMPLE PAD PRO.
 Note · The operating time varies depending on the conditions.

■ Precautions for use

Please observe the following to prevent the product failure or damage.

Precautions regarding product handling / care

- Do not use near other electric appliances such as TVs, radios, stereos, and mobile phones. It may cause noise on the TA-440, TV, radio, etc.
- Do not use in places exposed to direct sunlight (inside a car during the day, etc.), places with extremely high temperatures such as near a stove, places with extremely low temperatures, or places with a lot of dust or vibration. It may cause deformation of the panel of the main body, failure of internal parts, or unstable operation.
- Do not place vinyl products, plastic products, rubber products, etc. on this device. It may cause discoloration / deterioration of the body.
- When cleaning, use a soft, and dry cloth. Do not use benzene, thinner, detergent, chemical elephant, etc. as they may cause discoloration / deterioration.
- If there is a risk of condensation on the body, leave it for several hours without turning on the power and use it after the condensation disappears.
- If you give an impact to the tip of the plug or static electricity runs on it, it may cause a malfunction. When carrying it, hold the main body and do not hit the plug.
- To prevent speaker failure, turn on the power of this unit last when turning on the power. Also, when turning off the power, first turn off the power of the device.
- Be sure to turn off the power switch after use.

■ Safety precautions

Never fail to observe.


Always follow the basic precautions listed below to avoid the possibility of physical injury to you or others, or damage to the device or other property.

Please keep this manual in a safe place for future reference.

About "WARNING" and "CAUTION"


The contents that are expected to occur if mishandled are listed according to the magnitude of harm or damage and the degree of urgency.

 **WARNING** Always follow the basic precautions to avoid the possibility of serious injury or even death.


 **CAUTION** Always follow the basic precautions to avoid the possibility of physical injury to you or others, or damage to the device or other property.



Disassembly prohibited

-  Do not disassemble or modify this device. It may cause electric shock, fire, injury or malfunction.


Beware of water

-  Do not place anything containing liquid such as vases or chemicals near the device. Also, do not use it in a humid place such as in the bathroom or outdoors in the rain. If liquid such as water gets inside, it may cause electric shock, fire, or malfunction. If liquid gets inside, turn off the power immediately, remove the device from the instrument, let it dry naturally, and then ask the store where you purchased the product or us for inspection.

Beware of fire

-  Do not place anything with a fire such as a candle near the device. A candle may fall over and cause a fire.







If you notice something unusual

-  If any of the following problems occur, turn off the power immediately and disconnect the USB cable from the PC or charging device.
 - When the USB cable is damaged
 - When the product emits an unusual odor or smoke
 - When foreign matter gets inside the product
 Continued use may result in electric shock, fire, or malfunction. Please contact the store where you purchased the product or us for inspection as soon as possible.

- We cannot provide compensation in case of failure due to improper use or modification.
- Be sure to turn off the power after use.
- The device has a built-in laminated type small lithium-ion battery. Please follow the method specified by your municipality for disposal of the device.

About symbol display



The symbols displayed on this product and in the owner's manual have the following meanings.

Symbol to show attention	
Symbols to indicate prohibition	  
Symbols to indicate actions	 

- There are no parts inside this product that can be repaired / replaced by the customer.
- Please note that we cannot compensate for damage caused by disassembly.





Power / Power cord

-  When unplugging the USB cable, be sure to pull it out with the plug without holding the cord. The cord may be damaged, resulting in electric shock or fire.
-  Be sure to disconnect the USB cable from the USB port when it will not be used for a long period of time or when there is a risk of lightning strikes. It may cause electric shock, fire or malfunction.



Installation

-  Do not place in an unstable place. The device may fall and malfunction, or it may cause injury to customers or other people.

Connection

-  Turn off all devices before connecting to other devices. Also, minimize the volume of the device before turning it on and off. It may cause electric shock, hearing impairment or damage to the equipment.
-  Before you start playing, minimize the volume of the connected device and please increase gradually the volume while playing to the appropriate volume. It may cause hearing impairment or damage to the equipment.

Handling

-  Do not allow foreign objects such as metal or pieces of paper, or your fingers to enter through the gaps in the speaker. It may cause electric shock, short circuit, fire, malfunction, or injury.
-  Do not put heavy objects on the body. Also, do not apply excessive force to buttons, switches, plugs, etc. It may damage the body or cause injury to customers or other people.

HarmoTECH Product Warranty	
Name: TinyAMP	Number: TA-440
Shop / Address ☎	
Warranty period	
Date of purchase	One year warranty
From /Y /M /D	* USB cable is not applicable

Compensation for manufacturing defects will be applied for one year from the date of purchase. Products that have passed the warranty period will be repaired for a fee. The compensation is for product defects and is not a guarantee for secondary damage caused by product defects. This warranty will be invalid if the date of purchase and the dealer are unknown.

Please keep a receipt that can prove the date of purchase together with the warranty.

* The warranty period is one year from the date of purchase. It does not mean whether the product is unpacked or used.

Even within the warranty period, in principle, we will charge a fee in the following cases.

- Reason due to customers' personal preferences
- Scratches, tears, and dirt during use
- Other problems that can be confirmed upon arrival (scratches, dirt, differences in specifications)
- Product problems that may occur while using (discoloration due to settling or exposure to sunlight, etc.)
- When used by an unspecified number of people for commercial use such as school or internet cafe
- When used without observing usage methods and precautions other than those described in the instruction manual