

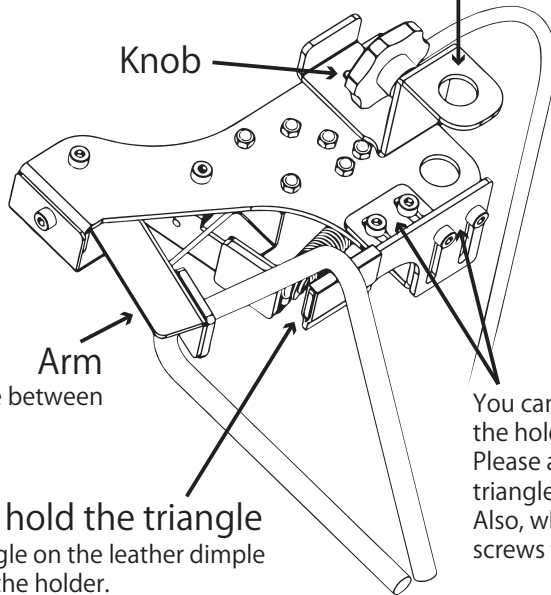
Music tools
For Percussionist
Triangle Mute
TM-01

—Instruction Manual—

Thank you for purchasing the Triangle Mute TM-01.
Please be sure to read this instruction manual before
use to maximize the performance of the product and
to operate it safely.
Also, please keep it on hand for reference at any time.

The position to pass the shaft

Pass it through the shaft and fix it in the desired
position.
Also, when fixing, tighten the knob firmly.

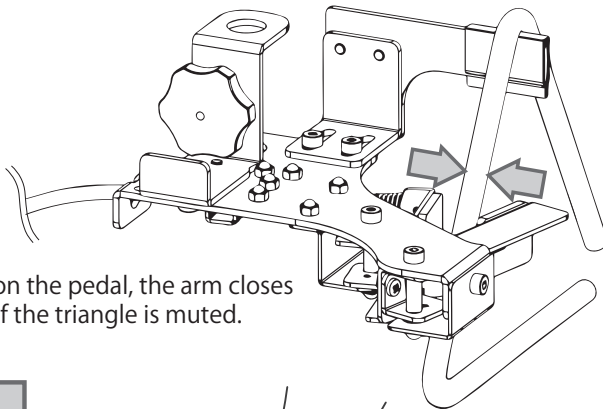


Hold the triangle between
both sides arm.


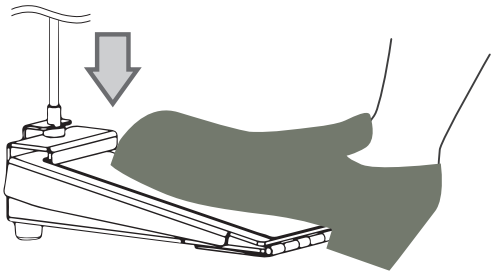
You can adjust the position of
the holder by loosening the screw.
Please adjust according to your
triangle.
Also, when fixing, tighten the
screws firmly.

The position to hold the triangle

Hang a triangle on the leather dimple
at the tip of the holder.



When you step on the pedal, the arm closes
and the sound of the triangle is muted.



《Installation image》

※The stand and triangle are not
included in this product.

※Please tighten the knobs and screws to prevent
them from tipping over or falling during use.

※The product design, specifications, appearance,
and prices may change without prior notice for
product improvement.
We appreciate your understanding.



Manufacturer

Harmotech Co., LTD.

132-1 Jikkencho, Chuo-ku, Hamamatsu,
Shizuoka, Japan 435-0055

- Contact us -

Mail: info@harmotech.co.jp

URL: www.harmotech.co.jp

